

# The X45 Official New Firmware Release Note ( R1529 )

- ① Release date : April 24th, 2020
- ② The version of updated firmware : R1529
- ③ Refer to the below for the contents updated from R1516 to R1529

## A. New Functions

### 1 App Server updated

To use MusicX NEO V1.0.11 properly, your device should be updated by version B(R)1523, or above

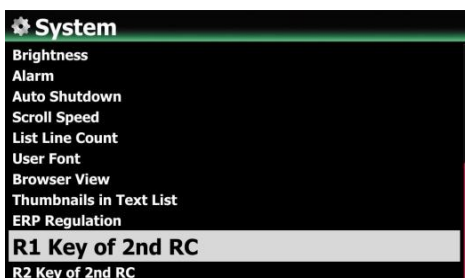


### 2 Added the function at SETUP to assign a preferred function for the reserved keys(R1 and R2) of the 2nd Remote Control



We are selling the full aluminum remote control as the 2nd remote control, which has 17keys only to be used frequently

There are two reserved keys(R1 and R2) on the 2nd Remote Control. You can set them for preferred functions



Go to SETUP>System. You can set it as one of all keys on the original remote control

### 3 Added the function to select Audio Format when exporting songs in the Music DB



When you run 'Export Song' function, you can select 'audio format' that the exported songs will have. You can select one of original, CAF, WAV, AIFF, FLAC, m4a, mp3, ogg, WMA, etc

### 4 Added the function to select Audio Format when you run 'Multi-cut for the recorded file'.



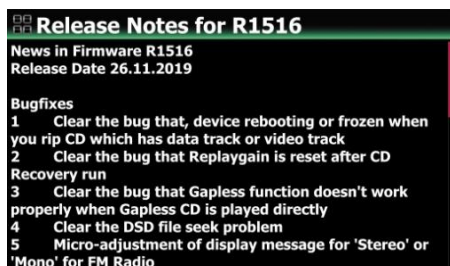
When you run 'Multi-Cut' function, you can select 'audio format' that the files(songs) will have. You can select one of original, CAF, WAV, AIFF, FLAC, m4a, mp3, ogg, WMA, etc

## 5 Added the function to input Japanese language by combination of Roman Alphabet.

After connecting USB keyboard into cocktailAudio devices, you can type Japanese language by combination of Roman Alphabet

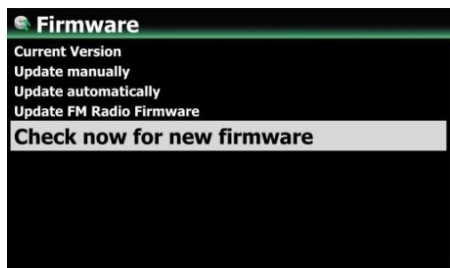
## 6 Added the function to see 'Firmware Release Note'

### 6-1. When detecting new firmware in booting up




As you know, If we upload new firmware(higher version) into our firmware server, your device will detect it when booting up. In this case, you can see 'Firmware Release Note' to know what kinds of bugs are cleared and new features of the new firmware

### 6-2. In any case when you want to read Release Note of current firmware

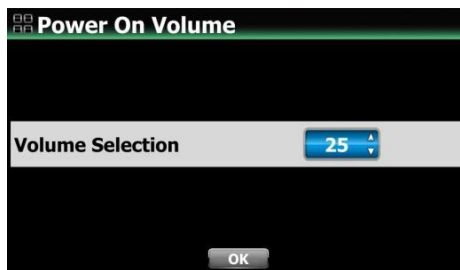



After updating, if you go into SETUP>Firmware>Check now for new Firmware like the left screen shot, you can also see the 'Firmware Release Note' of the latest version.

## 7 Added the function to set 'Power On Volume'



We added the option to set volume level after booting up. Default is 'Last played volume'. Select 'Volume Selection' to set volume level you want after booting up.



## B. Improvement

### 1 Extended to 12 hours for the maximum reservation recording time



You can set up to 12 hours for the recording duration time when setting up the reservation recording

### 2 We made Google and Amazon work properly again for downloading Album Cover Art by applying changed Cover Art webpage of Google and Amazon

### 3 Cleared the bug that Cover Art couldn't be displayed properly at Qobuz Playlist

### 4 Improved the structure of Cover Art View for the MusicDB to increase scroll speed and to scroll more smoothly



As you know, you can list up contents in the MusicDB by mode of Text, Tiny Album Art, Small Album Art or Big Album Art. At this Album Art mode, the speed of listing and scrolling will be far improved

### 5 Improved the structure of Airable(internet radio) for the Cover Art View to increase scroll speed

When using Airable(Internet Radio), the speed of listing and scrolling at Cover Art mode will be far improved

**Text Mode**



**Art Mode**



Press TEXT/ART key



### 6 Key Mapping of the Keyboard connected to CA Devices

We assigned each function of all keys of our devices' remote control to each key of the USB Keyboard connected to our devices. You can use the USB Keyboard also to control our devices.

Please refer to 'Key Mapping of Keyboard connected to cocktailAudio Devices'

Thank you very much!