

The X35 Official Firmware Release Note (R1176)

- ① Release date : April 3rd, 2018
- ② The version of updated firmware : R1176
- ③ Refer to the below for the contents updated from R1054 to R1176

A. New Functions

1 Improvement of MusicDB structure

We improved MusicDB structure to handle better multi-album, 'Best of ' and not to change original song tag file when importing to DB. Album name repetition is allowed.

※ NOTICE

Your device may not work properly If you go back to previous firmware after updating your device with this new firmware, because MusicDB structure was quite changed

1-1) In importing at Browse mode

- Basic concept : To make always new Album
- If upper folder is same and Album names are same, they will be imported to same album just like multi-album if you select 'No' when questioned "Do you want to use folder name as album name?"

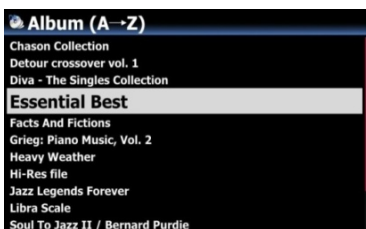
1-2) in CD Ripping

- Basic concept : To make always new Album
- CDs of same album name but different artist(different CD) will be ripped to different folders(albums)
- Multi CDs will be ripped to one folder(albums)

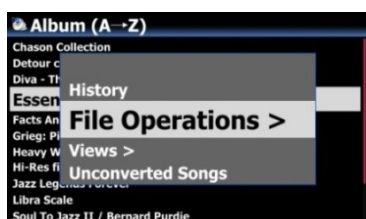
1-3) in merging Albums

You can merge albums to one folder by using 'Album Help' function like below

1-3-1) In case that you don't change anything for album name after selecting one album from 'Album Help' list, the album will merge into same album(folder)



For example, you want to merge 'Essential Best' album to 'Diva - The Single Collection'



① Place cursor on the target album(Essential Best), and press MENU and confirm 'File Operation'

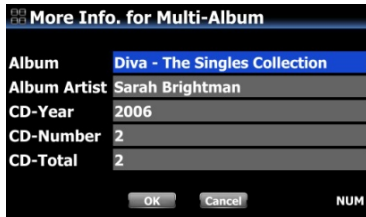


② Select 'Album Edit', then 'More Info for Multi-Album' screen will show up. Press OK key to go to Album Help screen




③ Select 'Album Edit', then 'More Info for Multi-Album' screen will show up. Press OK key to go to Album Help screen

④ Select 'Diva - The Single Collection'

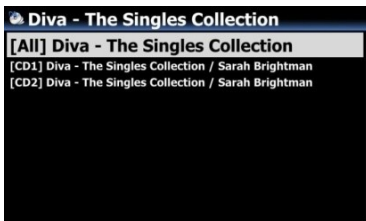


⑤ 'Diva - The Single Collection' album is inserted to Album name position properly.

⑥ Select OK icon and confirm it



⑦ You see two albums merged



1-3-2) In case that you changes something for album name after selecting one album from 'Album Help' list, new album will be created, instead of merging to same album(folder)

1-4) MusicDB Recovery

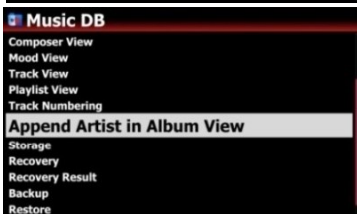
As we added some solution to remove 'the attached /artist name after album name' and change it to original tag. Please run 'MusicDB Recovery' at SETUP

1-5) Added option to show '/artist name after album name' at SETUP



You can display Album name only or Album name / Artist name on the Album View.

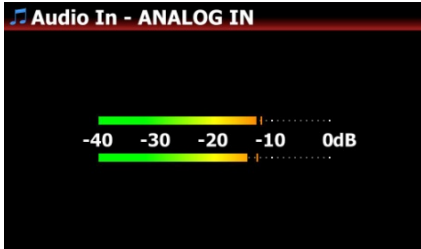
※ Default : ON



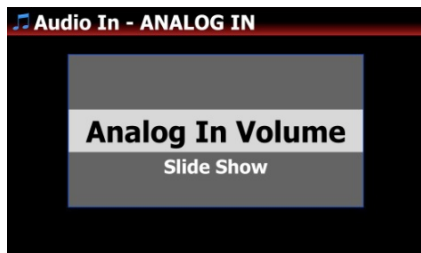
2 Show real-time status of Background Backup Process

In 'Background backup', if you want to see its current status, go to SETUP > MusicDB > Backup
Place the cursor on the 'Backup' and press MENU to open backup progress status

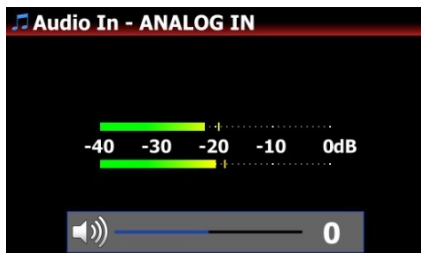
3 Added the function to control volume for Analog-In(AUX-In, Phono-In and Analog-In)



In Analog In(Aux-In, Phono-In, Analog-In) mode, you can control Analog-In volume



① Press MENU key at the Analog-In mode



② Control volume level by Volume knob, VOL, LEFT/RIGHT key

4 Added Artist information on the Now Playing Screen



This function will be effective in below cases only;

* In case that all tracks(songs) of Album don't have same artist in play of MusicDB or Network Stream

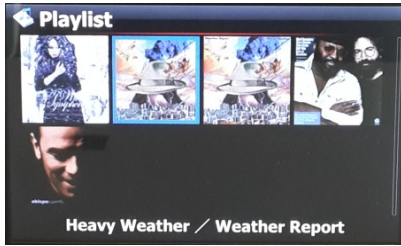
* In case that all artist of selected 8 songs are not same in play of Browser

5 Function to remember the last DAB+/FM Radio station to be played

The last DAB+/FM station played previously will be played by itself as background as soon as you go into the DAB+/FM Radio icon.

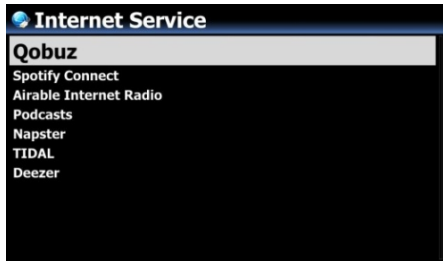
※<note> Once X35 is powered off and on, it can't remember any station

6 Added the function to list up Playlists by Cover Art View




You can change display modes(Text or Cover Art) by pressing TEXT/ART key of remote control

7 Changed list of iServices from Text to Graphic image



NOTICE
If you don't log In at SETUP for Qobuz, Napster, TIDAL and Deezer, each icon can't be selected



8 Added the function to sort station list of DAB+/FM Radio alphabetically by pressing SORT key of RC

9 Added 'Passthrough' option at Digital Out of SETUP



10 To display 'Not Found' message when FAVORITE folder of Airable is empty



11 Sync issue between device digital out and connected external DAC

To remove 'tick' noise between tracks or '1~2 sec signal loss, we changed to keep current signal(sample rate signal) even when 'NEXT or PREVIOUS' comes in.

B. Improvement

- 1 Upgraded Samba Network Protocol to version 4.7.4
- 2 Changed FM Radio seek step like below
 - . Europe and North Asia : 100Khz -----> 50Khz
 - . The Americas : 200Khz -----> 100Khz
 - . Pacific and South Asia : 50Khz
 - . Japan : 100Khz
 - . Africa and Middle East : 100Khz
- 3 Changed to make amplifier power OFF when you select OFF for Speaker Out at SETUP
- 4 Always check if it's possible to connect to internet when go into iService icon
- 5 Improved network setting with DNS Server and Static IP
- 6 Improved missing text for German keyboard layout
- 7 Improved to check integrity of key table(album, artist, composer, etc) when editing album or song at WebInterface
- 8 Cleared the bug that previous screen is overlapped on Now Playing screen when pressing FAVORITE key
- 9 Improved 'playing time delay phenomenon' in playing Spotify
- 10 German, Italian and Dutch OSD languages are updated
- 11 Improved that MusicX app should find device properly
- 12 Cleared the bug that, in Soptify Connect mode, the device may get crashed sometimes when certain keys like NEXT, PREVIOUS, +/- Keys are pressed
- 13 Improvement of CD reading ability
- 14 Improved to clear the shared folders listed at the NET of Browser Mode if you run 'Factory Reset'
- 15 Cleared the bug that, in Airplay mode, the device may get crashed sometimes when a phone gets a call or other phone tries accessing to the device
- 16 Cleared the bug that signal comes still out even though Volume level is set as zero
- 17 Cleared the bug that strange message comes out when try searching cover art by Qobuz in WebInterface
- 18 Improved that you could use Napster service in WebInterface
- 19 Improved that device should display DSD file information properly like DSF(or DFF) DSD128 on the Playing Screen
- 20 Clear the bug that certain aiff files don't play properly or don't show cover art after imported to MusicDB

Thank you very much!